

Scaled data based on original data using
LM-79-08 Approved Method: Electrical and Photometric Measurements of Solid-
State Lighting Products

Test Report Prepared for
Cooper Lighting Solutions
(formerly Eaton)

Brand: McGRAW-EDISON

Report Number: P197629

Luminaire Tested: **TT-C1-LED-E1-MQ-8030**

Issue Date: 3/3/2020

Test Information

Test Method: LM-79-08
Report Number: P197629
TEST IS SCALED FROM IESNA LM-79-08 TEST DATA (P33410)
Test Lab: INNOVATION CENTER-P3
Issue Date: 3/3/2020
Manufacturer: COOPER LIGHTING SOLUTIONS (FORMERLY EATON)
Product Line: MCGRAW-EDISON
Catalog Number: TT-C1-LED-E1-MQ-8030
Description: TOPTIER LED PARKING GARAGE LUMINAIRE
MEDIUM DISTRIBUTION
Light Source: (168) 3000K CCT, 80 CRI LEDS
Ballast/Driver: ELECTRONIC DRIVER

Summary

Lumens per Lamp: N/A
Luminaire Lumens: 3356.8 lumens
Efficiency: N/A
Efficacy: 119.9 lumens/watt
Luminous Opening: Circular (Dia: 1.12' x H: 0')
IES Classification: Type V - Short - Semi-Cutoff
BUG Rating: B2 - U0 - G1

Input Watts (W): 28
Input Voltage (V): NR
Input Current (Ain): NR
Voltage Rise (V): NR
Power Factor: NR
Total Harmonic Distortion (THDi): NR
Frequency (hertz): 60
Stabilization Time: NR
Operation Time: NR
Ambient Temperature (°C): NR
Test Distance: 25 FT

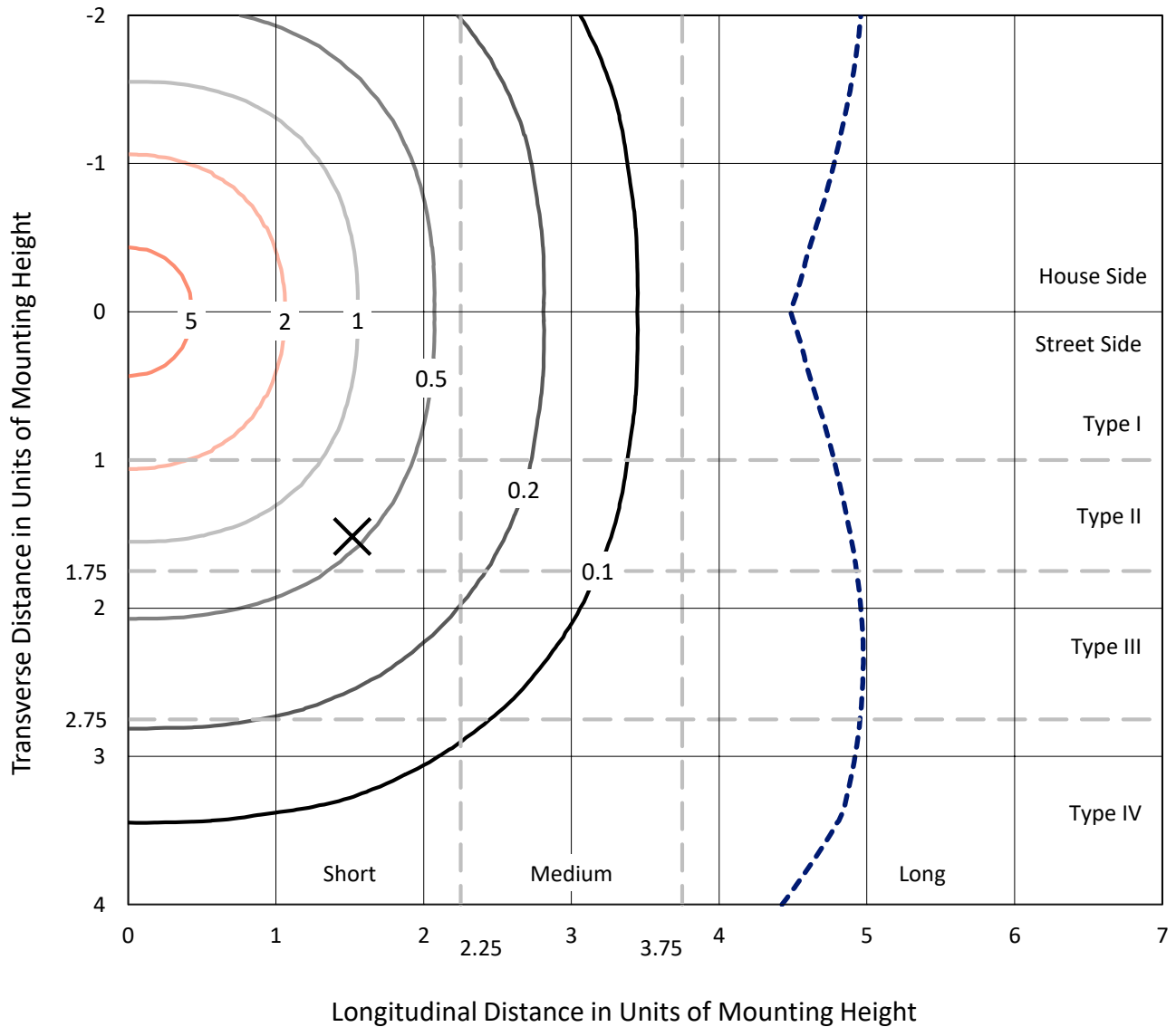


REPORT NUMBER: P197629

CATALOG NUMBER: TT-C1-LED-E1-MQ-8030

Iso-Footcandle Lines of Horizontal Illumination

✕ Max cd
 - - - 1/2 Max cd

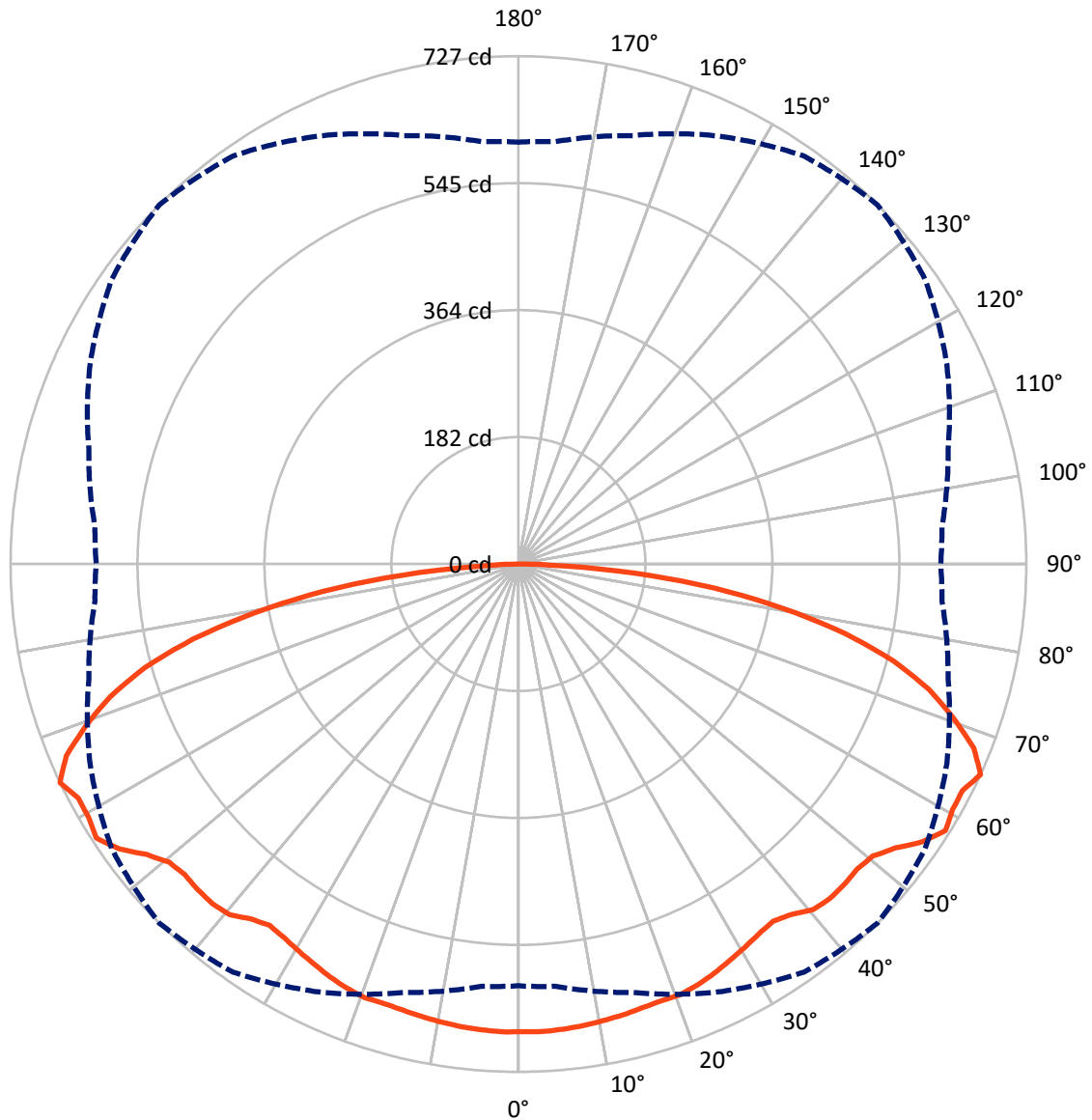


Based on 10 foot mounting height. Maximum calculated value = 6.7 fc
 Type V - Short - Semi-Cutoff

REPORT NUMBER: P197629

CATALOG NUMBER: TT-C1-LED-E1-MQ-8030

Luminous Intensity Polar Plot



— Vertical Plane Through 45-Deg Lateral - - - Horizontal Cone Through 65-Deg Vertical

REPORT NUMBER: P197629

CATALOG NUMBER: TT-C1-LED-E1-MQ-8030

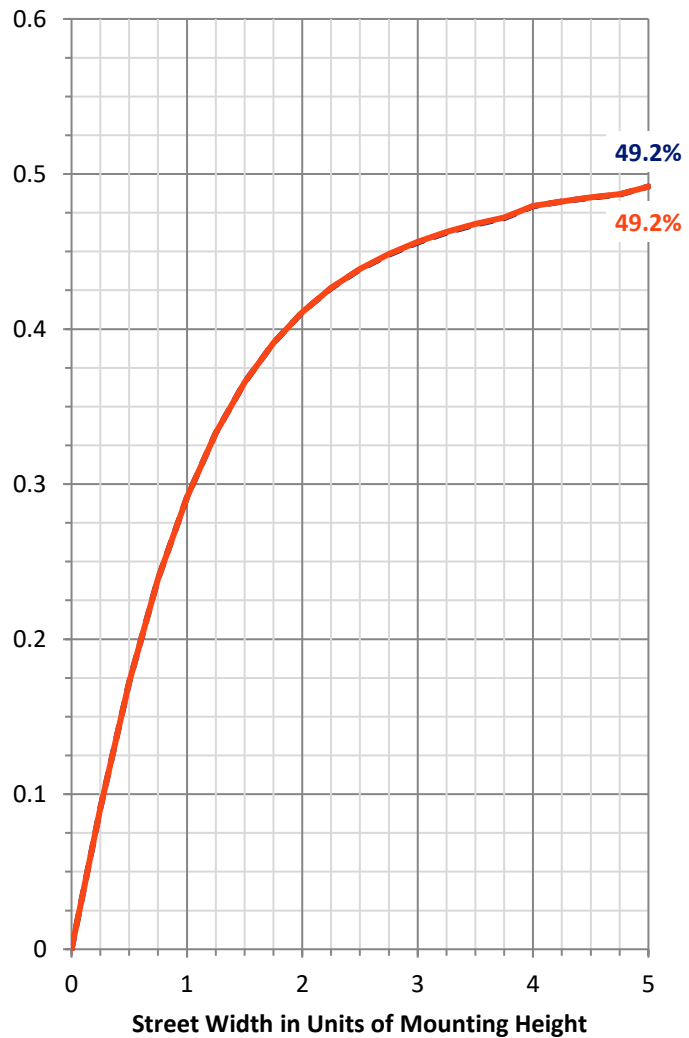
FLUX DISTRIBUTION:

		Downward	Upward	Total
House Side	Lumens	1678.4	0.0	1678.4
	% Fixture	50.0	0.0	50.0
Street Side	Lumens	1678.4	0.0	1678.4
	% Fixture	50.0	0.0	50.0
Total	Lumens	3356.8	0.0	3356.8
	% Fixture	100.0	0.0	100.0

Coefficient of Utilization

ZONAL LUMENS:

Zone	Lumens	% Fixture
0°-10°	63.7	1.9
10°-20°	187.0	5.6
20°-30°	299.2	8.9
30°-40°	395.2	11.8
40°-50°	494.0	14.7
50°-60°	593.1	17.7
60°-70°	648.2	19.3
70°-80°	515.0	15.3
80°-90°	161.5	4.8
90°-100°	0.0	0.0
100°-110°	0.0	0.0
110°-120°	0.0	0.0
120°-130°	0.0	0.0
130°-140°	0.0	0.0
140°-150°	0.0	0.0
150°-160°	0.0	0.0
160°-170°	0.0	0.0
170°-180°	0.0	0.0
0°-90°	3356.8	100.0
0°-180°	3356.8	100.0



REPORT NUMBER: P197629

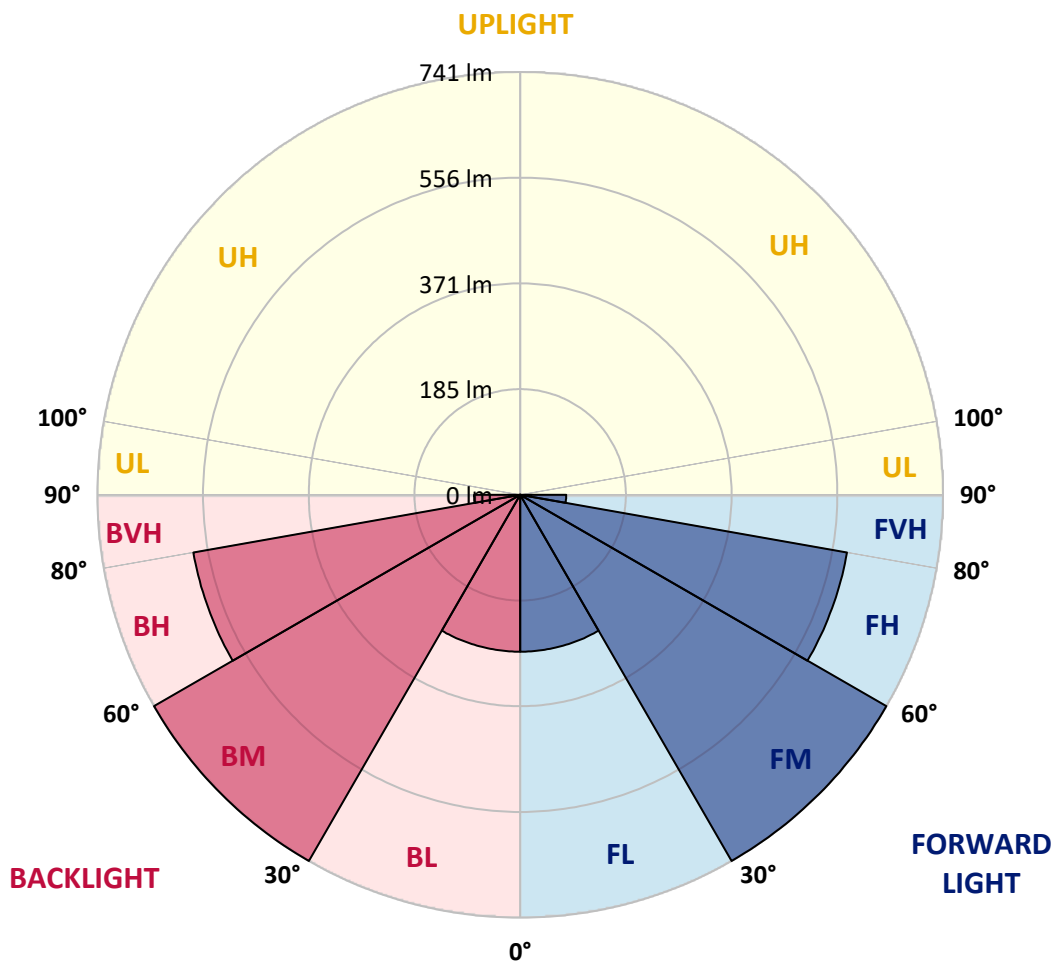
CATALOG NUMBER: TT-C1-LED-E1-MQ-8030

LUMINAIRE CLASSIFICATION SYSTEM LUMEN TABLE AND BUG RATING:

Zone		Lumens	% Fixture	Zone Rating/Lumen Limit		
				B	U	G
FL	(0°-30°)	274.9	8.2			
FM	(30°-60°)	741.1	22.1			
FH	(60°-80°)	581.6	17.3			G0/660
FVH	(80°-90°)	80.8	2.4			G1/100
BL	(0°-30°)	274.9	8.2	B1/500		
BM	(30°-60°)	741.1	22.1	B1/1000		
BH	(60°-80°)	581.6	17.3	B2/1000		G0/660
BVH	(80°-90°)	80.8	2.4			G1/100
UL	(90°-100°)	0.0	0.0		U0/0	
UH	(100°-180°)	0.0	0.0		U0/0	

BUG Rating: B2-U0-G1

Type V Short





REPORT NUMBER: P197629

CATALOG NUMBER: TT-C1-LED-E1-MQ-8030

CANDELA DISTRIBUTION (FULL):

	0°	5°	15°	25°	35°	45°	55°	65°	75°	85°	90°
0°	669.7	669.7	669.7	669.7	669.7	669.7	669.7	669.7	669.7	669.7	669.7
2.5°	670.3	670.3	670.3	670.3	669.7	670.3	669.7	669.7	670.3	670.3	670.3
5°	669.1	669.1	669.1	669.1	669.1	669.1	669.1	669.1	669.1	669.1	669.1
7.5°	667.4	667.4	667.4	667.4	667.4	667.4	667.4	667.4	667.4	667.4	667.4
10°	665.0	665.6	665.6	665.6	665.0	665.0	665.0	665.6	665.6	665.0	665.0
12.5°	662.7	662.7	663.3	662.7	662.7	662.7	662.7	662.7	662.7	662.7	662.1
15°	659.2	659.2	659.8	659.8	659.8	659.8	659.8	659.2	659.2	658.6	658.6
17.5°	656.2	656.2	657.4	657.4	658.0	658.0	658.0	656.8	656.8	655.7	655.7
20°	655.7	655.7	656.2	657.4	658.0	658.6	658.0	656.8	655.7	654.5	654.5
22.5°	651.5	652.1	653.3	653.9	655.1	655.1	655.1	653.3	652.7	651.5	651.5
25°	646.3	645.7	647.4	648.6	649.8	649.8	649.2	648.0	647.4	645.7	645.7
27.5°	638.1	638.6	639.8	641.6	643.3	643.3	642.7	641.6	640.4	639.2	638.6
30°	631.0	631.6	632.8	634.5	635.7	637.5	635.7	634.5	632.8	632.2	631.6
32.5°	623.4	624.0	625.7	628.7	630.4	631.6	630.4	629.3	626.3	624.6	624.0
35°	618.1	618.7	620.5	624.6	628.1	628.1	628.1	625.2	621.6	618.7	618.1
37.5°	618.7	619.9	624.0	629.8	635.7	636.3	635.7	629.8	624.6	619.9	619.3
40°	623.4	624.6	631.6	640.4	648.0	650.4	648.6	640.4	632.2	625.7	624.0
42.5°	622.8	624.6	632.2	643.3	651.0	654.5	651.0	643.3	633.4	626.3	624.0
45°	620.5	621.6	629.8	641.6	651.0	654.5	651.5	642.7	631.6	623.4	621.6
47.5°	616.9	618.1	624.6	638.6	649.2	652.7	649.8	640.4	626.3	619.9	618.7
50°	612.3	615.8	626.3	641.0	655.1	657.4	655.7	642.2	627.5	618.1	613.4
52.5°	616.9	616.4	628.7	655.1	668.0	675.6	669.7	653.9	631.6	619.3	618.1
55°	627.5	632.2	645.7	670.3	691.4	702.0	693.8	672.1	646.9	631.6	628.7
57.5°	626.9	632.8	656.8	681.5	713.7	720.7	711.4	684.4	655.7	635.7	628.1
60°	623.4	625.7	643.9	687.9	706.1	714.3	706.1	685.0	648.6	626.3	626.3
62.5°	611.7	615.8	644.5	675.0	700.8	713.7	703.7	677.4	643.9	619.9	612.3
65°	604.0	607.0	635.1	676.2	713.1	727.2	710.8	676.8	636.9	608.7	604.6
67.5°	580.0	585.3	611.7	656.2	692.0	703.2	696.7	655.1	611.7	585.9	579.4
70°	538.9	541.9	578.2	620.5	653.3	660.9	651.5	624.6	574.7	546.0	537.2
72.5°	488.5	492.6	526.0	573.0	604.6	614.6	603.5	574.7	523.1	497.3	489.1
75°	437.5	441.6	463.3	514.3	540.7	554.8	541.9	510.8	464.5	439.3	435.7
77.5°	364.2	370.6	404.1	438.1	463.3	478.0	466.8	438.1	401.7	371.8	360.7
80°	286.2	290.9	322.0	351.9	374.7	384.1	378.8	351.9	322.5	292.1	286.8
82.5°	200.6	203.5	230.5	254.5	282.7	282.7	276.8	259.2	229.9	203.5	204.7
85°	107.3	110.8	131.4	150.1	167.7	167.7	162.4	151.3	130.8	110.3	107.9
87.5°	21.7	24.0	31.7	34.6	41.1	44.0	39.9	36.4	31.7	25.2	25.2
90°	0.0	0.0	0.0	0.0	0.0	0.0	0.0	0.0	0.0	0.0	0.0

(END OF REPORT)